



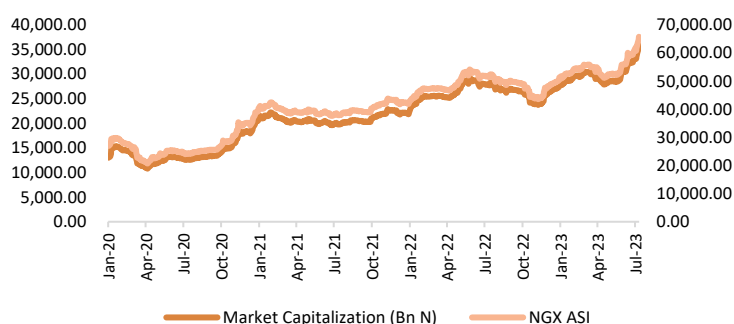
Cowry Daily Market Insight 25 August 2023

MPR: 18.75%
Jul'23 Inflation Rate: 24.08%
Q1 2023 Real GDP: 2.31%

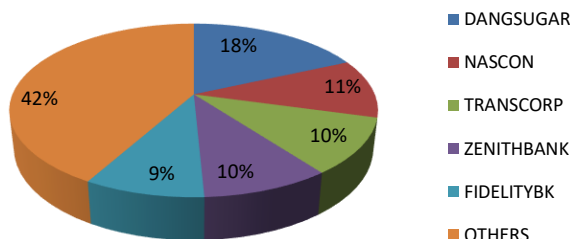
Domestic Equities Market Rebounds as NGX ASI Rises by 0.24%; NITTY Falls for All Tenor Buckets on Demand Pressure...

The local bourse closed the week on a positive note as its All-share index advanced by 0.24% to close at 65,558.91 points, even as the number of gainers (31) outweighed that of losers (23). Consequently, the year-to-date gain of the local bourse climbed to 27.92%. Specifically, large and mid-cap stocks such as DANGSUGAR, FIDELITYBK, ACCESSCORP, FLOURMILL, WAPCO, and GTCO enjoyed investors' patronage as their respective share prices inched higher by 7.95%, 2.14%, 1.85%, 1.03%, 0.37%, and 0.28%, respectively. Sectorial performance was strong, as the NGX Banking, NGX Insurance, NGX Consumer Goods, NGX Oil/Gas, and the NGX Industrial indexes advanced by 0.14%, 0.12%, 1.08%, 0.26%, and 0.02%, respectively. Meanwhile, market activity mellowed, with total deals, volume, and value decreasing by 5.73%, 39.94%, and 67.19%, respectively, amounting to 6,569 trades, 356.02 million units, and N4.23 billion. In terms of volume, TRANSCORP emerged as the most actively traded stock, with 76.72 million shares worth N442.06 million changing hands in 466 deals.

NGX ASI & Market Capitalisation



Today's biggest transactions by %age of total naira votes



MARKET STATISTICS	CLOSE	PREVIOUS	TODAY'S %	YTD %
All Share Index (ASI)	65,558.91	65,401.82	0.24	27.917
Deals	6,569	6,968	(5.73)	
Volume (millions)	356.02	583.09	(38.94)	
Value (₦ Millions)	4,233.54	12,902.43	(67.19)	
Market Cap (₦ billions)	35,880.86	35,794.88	0.24	28.536

SECTORED INDICES	CLOSE	PREVIOUS	TODAY'S % Δ
NGX BANKING	643.73	642.84	0.14
NGX INSURANCE	271.09	270.76	0.12
NGX CONSUMER GOODS	1,002.56	991.88	1.08
NGX OIL/GAS	892.63	890.35	0.26
NGX IND	2,850.74	2,850.21	0.02

Source: NGX, Cowry Research

TENOR	NIBOR as @ 25/08/2023	NIBOR as @ 24/08/2023	PPT
Overnight	25.1000	24.6500	0.45
1 Month	12.5800	13.6400	(1.06)
3 Months	13.8900	14.4300	(0.54)
6 Months	14.5500	14.9000	(0.35)

Source: FMDQ

TENOR	NITTY as @ 25/08/2023	NITTY as @ 24/08/2023	PPT
1Month	3.7900	4.0400	(0.25)
3 Months	5.4700	5.7300	(0.26)
6 Months	7.9300	8.0100	(0.08)
12 Months	11.8700	12.1800	(0.31)

Source: FMDQ

Bond Name	Maturity (Years)	Bid Price	Daily Δ	Offer yield	Yield YTD PPT Δ
16.29% FGN MAR 2027	10	108.96	0.00	13.05%	-0.009
12.50% FGN MAR 2035	15	87.81	0.00	14.72%	0.012
16.25% FGN APR 2037	20	105.98	0.00	15.19%	0.006
12.98% FGN MAR 2050	30	84.29	(0.43)	15.45%	0.014

Source: FMDQ

Eurobond Name	Maturity (Years)	Bid Price	Daily Δ	Offer Yield	Yield YTD PPT Δ
6.50 NOV 28, 2027	10	86.67	(0.45)	10.46%	0.014
7.69% FEB 23, 2038	20	74.27	(0.79)	11.36%	-0.011
7.62% NOV 28, 2047	30	70.24	(0.87)	11.21%	-0.011

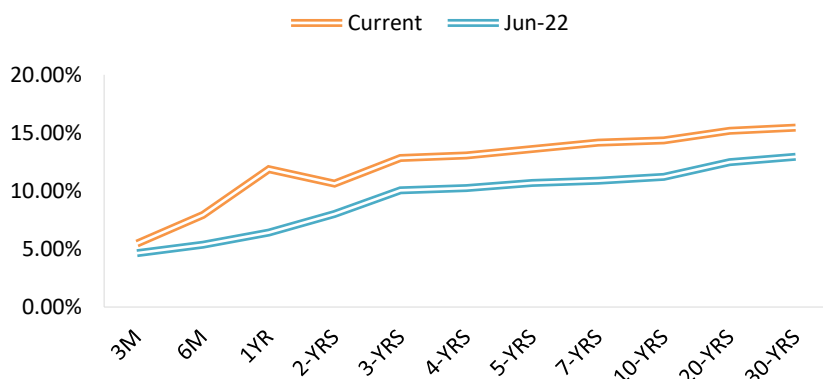
Source: FMDQ

IMPORTANT DISCLOSURES

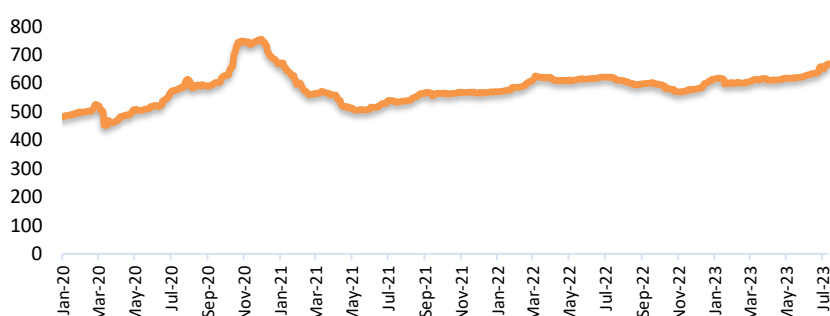
This report is produced by the Research Desk, Cowry Asset Management Limited (COWRY) as a guideline for Clients that intend to invest in securities on the basis of their own investment decision without relying completely on the information contained herein. The opinion contained herein is for information purposes only and does not constitute any offer or solicitation to enter into any trading transaction. While care has been taken in preparing this document, no responsibility or liability whatsoever is accepted by any member of COWRY for errors, omission of facts, and any direct or consequential loss arising from the use of this report or its contents.



NAIRA YIELD CURVE



S&P/FMDQ Nigeria Sovereign Bond Index (NGN)



Money Market

NIBOR moderated across the board for most maturities tracked as gauges of money market stress eased, bolstered by FAAC inflows worth N966.11 billion. Notably, the three-month NIBOR rate decreased by 54 basis points, reaching 13.89%. The open repo rate (OPR) and the overnight lending rate (OVN) also declined, settling at 24.25% (from 24.50%) and 25.20% (from 25.40%), respectively.

Furthermore, NITTY trended lower for all tracked tenor buckets amid renewed buying interest in short-term government securities. Likewise, the average secondary market yield on T-bill maturities closed lower at 8.19%.

Bond Market

In the OTC bond market, the values of FGN bonds were largely unchanged for most maturities tracked, as the average secondary market yield closed flat at 13.69%. Notably, the 30-year borrowing cost yielded around 15.45% (from 15.37%), while the 10-year and 20-year debts held steady at 14.34% and 15.19%, respectively.

Elsewhere, FGN Eurobonds saw depreciation across all tracked maturities, driving the average secondary market yield higher to 10.99%.

Foreign Exchange Market

In FX, the Naira weakened against the US dollar both at the official windows (trading at N778.42 from N771.69) and in the parallel market (depreciating by 1.10% to N915).

Global Commodity Market

At 3:30 p.m. GMT+1, Brent crude rose 0.97% to \$84.17 per barrel, while WTI crude gained 1.33% to \$80.10 per barrel.

Oil futures were higher on Friday but on course for weekly losses as a huge US crude inventory draw, limited downsides stemming from potential supply increases from Iran and Venezuela, as well as a slew of soft PMI data from advanced economies.

Elsewhere, gold was rangebound around \$1,918 per ounce (+0.04%) as traders positioned ahead of US Fed Reserve Chief Jerome Powell's speech at the Jackson Hole Symposium.

Source: FMDQ, Trading Economics, OilPrice.com, S&P Dow Jones, Cowry Research

USD/NGN Exchange Rate	25/08/2023	Previous	Daily %
I&E FX	₦778.42	₦771.69	0.87%
Parallel	₦915	₦905	1.10%

Major Currencies & Commodities	25/08/2023	Daily %	Yearly %
EURUSD	1.0830	0.20%	8.51%
GBPUSD	1.263	0.27%	7.36%
USDZAR	18.5773	-1.22%	10.32%
USDEGP	30.8885	0.12%	60.96%
Crude Oil, \$/bbl	80.102	1.33%	-13.01%
Brent, \$/bbl	84.171	0.97%	-13.33%
Natural Gas, \$/MMBtu	2.484	-1.39%	-73.38%
Coal, \$/T	149	-0.67%	-64.31%
Gold, \$/t.oz	1918.27	0.04%	10.68%
Wheat, \$/Bu	602.54	-0.24%	-25.17%
Palm Oil, MYR/T	3962	2.09%	-5.03%
Cocoa, \$/T	3440	2.29%	42.50%

IMPORTANT DISCLOSURES

This report is produced by the Research Desk, Cowry Asset Management Limited (COWRY) as a guideline for Clients that intend to invest in securities on the basis of their own investment decision without relying completely on the information contained herein. The opinion contained herein is for information purposes only and does not constitute any offer or solicitation to enter into any trading transaction. While care has been taken in preparing this document, no responsibility or liability whatsoever is accepted by any member of COWRY for errors, omission of facts, and any direct or consequential loss arising from the use of this report or its contents.



Cowry Daily Market Insight 25 August 2023

Corporate Bond Issuer	Description	Issue Date	Maturity Date	Coupon (%)	Yield (%)	Daily Δ
STERLING INV. MGT. PLC	16.50 STERLING INV. 3-AUG-2023	03-Aug-16	03-Aug-23	16.50	7.61	0.00
MIXTA REAL ESTATE PLC	16.50 MIXTA IIA 12-OCT-2023	12-Oct-18	12-Oct-23	16.50	13.31	0.00
MIXTA REAL ESTATE PLC	17.75 MIXTA IIB 12-OCT-2023	12-Oct-18	12-Oct-23	17.75	8.02	0.00
FLOUR MILLS OF NIGERIA PLC	16.00 FLOURMILLS II 30-OCT-2023	01-Nov-18	30-Oct-23	16.00	8.26	0.00
STANBIC IBTC	15.75 STANBIC I 5-DEC-2023	17-Dec-18	05-Dec-23	15.75	8.66	0.00
FCMB LIMITED	17.25 FCMB III 8-DEC-2023	09-Dec-16	08-Dec-23	17.25	10.73	-0.01
DANGOTE CEMENT PLC	11.25 DANGCEM IA 30-MAY-2024	26-May-21	30-May-24	11.25	14.81	-0.01
FLOUR MILLS OF NIGERIA PLC	11.10 FLOURMILLS IIIB 27-FEB-2025	27-Feb-20	27-Feb-25	11.10	12.14	-0.01
LAPO MFB SPV PLC	13.00 LAPO MFB II 30-MAR-2025	30-Mar-20	30-Mar-25	13.00	13.91	-0.01
DANGOTE CEMENT PLC	12.50 DANGCEM I 30-APR-2025	24-Apr-20	30-Apr-25	12.50	13.80	0.00
UNITED CAPITAL PLC	12.50 UNICAP I 28-MAY-2025	28-May-20	28-May-25	12.50	13.70	0.00
PARTHIAN PARTNERS FUNDING SPV PLC	13.50 PAPF SPV I 27-Jul-2025	27-Jul-22	27-Jul-25	13.50	13.23	0.00
UNION BANK OF NIGERIA PLC	15.75 UNION II 3-SEP-2025	07-Sep-18	03-Sep-25	15.75	15.74	0.00
STERLING INV. MGT. PLC	16.25 STERLING INV. II 6-OCT-2025	05-Oct-18	06-Oct-25	16.25	15.83	0.00
WEMA FUNDING SPV PLC	16.50 WEMA FUNDING SPV II 12-OCT-2025	12-Oct-18	12-Oct-25	16.50	14.74	0.00
CORONATION MB FUNDING SPV PLC	6.25 CORO MB SPV I 30-NOV-2025	30-Nov-20	30-Nov-25	6.25	13.43	0.00
FLOUR MILLS OF NIGERIA PLC	5.50 FLOURMILLS IV A 15-DEC-2025	14-Dec-20	15-Dec-25	5.50	11.76	0.00
CARDINALSTONE FINANCING SPV PLC	7.00 CARDINAL SPV I 30-DEC-2025	30-Dec-20	30-Dec-25	7.00	13.81	-0.01
FSDH FUNDING SPV PLC	8.50 FSDH SPV PLC IA 16-FEB-2026	16-Feb-21	16-Feb-26	8.50	13.81	-0.01
FSDH FUNDING SPV PLC	8.00 FSDH SPV PLC IB 16-FEB-2026	16-Feb-21	16-Feb-26	8.00	13.68	0.00
MECURE INDUSTRIES FUNDING SPV PLC	13.00 MECURE SPV PLC I 31-MAR-2026	31-Mar-21	31-Mar-26	13.00	13.21	0.00
DANGOTE CEMENT PLC	12.50 DANGCEM IB 30-MAY-2026	26-May-21	30-May-26	12.50	13.91	0.00
ACCESS BANK PLC	15.50 ACCESS BANK 23-JUL-2026	23-Jul-19	23-Jul-26	15.50	15.05	0.00
MTN NIGERIA COMMUNICATIONS PLC	13.50 MTNN IA 30-SEP-2026	30-Sep-22	30-Sep-26	13.50	13.97	0.00
SUNDRY FOODS FUNDING SPV PLC	13.50 SUNDRY SPV PLC I 15-DEC-2026	15-Dec-21	15-Dec-26	13.50	12.90	0.00
EAT & GO FINANCE SPV PLC	14.25 EAT & GO FINANCE SPV 17-DEC-2026	17-Dec-19	17-Dec-26	14.25	14.09	0.00
DANGOTE CEMENT PLC	11.85 DANGCEM IIA 30-APR-2027	27-Apr-22	30-Apr-27	11.85	14.17	0.00
AXXELA FUNDING 1 PLC	14.30 AXXELA I 20-MAY-2027	20-May-20	20-May-27	14.30	14.89	0.00
ACCELEREX SPV PLC	14.00 ACSP I 15-JUN-2027	15-Jun-22	15-Jun-27	14.00	16.23	0.00
NOVAMBL INVESTMENTS SPV PLC	12.00 NOVAMBL SPV I 23-JUL-2027	23-Jul-20	23-Jul-27	12.00	17.27	0.00
UNICAP	15.00 UNICAP II 14-SEP-2027	14-Sep-22	14-Sep-27	15.00	15.34	0.00
*NMRC	7.20 NMRC III 2-NOV-2027	02-Nov-20	02-Nov-27	7.20	15.65	0.00
VIATHAN FUNDING PLC	16.00 VIATHAN (GTD) 14-DEC-2027	15-Dec-17	14-Dec-27	16.00	13.87	0.00

www.cowryasset.com

IMPORTANT DISCLOSURES

This report is produced by the Research Desk, Cowry Asset Management Limited (COWRY) as a guideline for Clients that intend to invest in securities on the basis of their own investment decision without relying completely on the information contained herein. The opinion contained herein is for information purposes only and does not constitute any offer or solicitation to enter into any trading transaction. While care has been taken in preparing this document, no responsibility or liability whatsoever is accepted by any member of COWRY for errors, omission of facts, and any direct or consequential loss arising from the use of this report or its contents.



Cowry Daily Market Insight 25 August 2023

Corporate Bond Issuer	Description	Issue Date	Maturity Date	Coupon (%)	Yield (%)	Daily Δ
FLOUR MILLS OF NIGERIA PLC	6.25 FLOURMILLS IV B 14-DEC-2027	14-Dec-20	14-Dec-27	6.25	15.16	0.00
BUA CEMENT PLC	7.50 BUACEM I 30-DEC-2027	30-Dec-20	30-Dec-27	7.50	13.88	0.00
MTN NIGERIA COMMUNICATIONS PLC	13.00 MTN COM PLC I 5-MAY-2028	05-May-21	05-May-28	13.00	14.00	0.00
NIGER DELTA EXPLORATION & PRODUCTION PLC	17.00 NDEP I 13-JAN-2028	13-Jan-23	13-Jan-28	17.00	14.45	0.00
DANGOTE CEMENT PLC	13.50 DANGCEM IC 30-MAY-2028	26-May-21	30-May-28	13.50	14.73	0.00
C&I LEASING PLC	15.50 C&I LEASING II 3-JUN-2028	03-Jun-21	03-Jun-28	15.50	15.56	0.00
CERPAC RECEIVABLES FUNDING SPV PLC	14.50 CERPAC-SPV III 15-JUL-2028	10-Sep-21	15-Jul-28	14.50	16.30	0.00
ARDOVA PLC	13.30 ARDOVA PLC IA 12-NOV-2028	12-Nov-21	12-Nov-28	13.30	14.41	0.00
EAT & GO FINANCE SPV PLC	13.25 EAT & GO FINANCE SPV 8-MAR-2029	08-Mar-22	08-Mar-29	13.25	16.20	0.00
PRESCO PLC	12.85 PRESCO PLC 5-APR-2029	05-Apr-22	05-Apr-29	12.85	15.17	0.00
DANGOTE CEMENT PLC	12.35 DANGCEM IIB 30-APR-2029	27-Apr-22	30-Apr-29	12.35	15.23	0.00
UNION BANK OF NIGERIA PLC	16.20 UNION III 27-JUN-2029	27-Jun-19	27-Jun-29	16.20	17.51	0.00
DANGOTE INDUSTRIES FUNDING PLC	12.75 DANGIFP IA 19-JUL-2029	19-Jul-22	19-Jul-29	12.75	16.02	0.00
GEREGU POWER PLC	14.50 GERP I 28-JUL-2029	28-Jul-22	28-Jul-29	14.50	16.06	0.00
*NMRC	14.90 NMRC I 29-JUL-2030	29-Jul-15	29-Jul-30	14.90	14.38	0.00
TSL SPV PLC	10.00 TSL SPV I (GTD) 6-OCT-2030	06-Oct-20	06-Oct-30	10.00	15.82	0.00
FBNQ MB FUNDING SPV PLC	6.25 FBNQ MB SPV II 16-DEC-2030	16-Dec-20	16-Dec-30	6.25	15.40	0.00
FIDELITY BANK PLC	8.50 FIDELITY I 7-JAN-2031	07-Jan-21	07-Jan-31	8.50	15.41	0.00
PRIMERO BRT SECURITISATION SPV PLC	17.00 PRIMERO BRT-SPV 27-OCT-2031	24-May-19	27-Oct-31	17.00	17.29	0.00
MTN NIGERIA COMMUNICATIONS PLC	12.75 MTN COM PLC II 4-NOV-2031	04-Nov-21	04-Nov-31	12.75	15.40	0.00
ARDOVA PLC	13.65 ARDOVA PLC IB 12-NOV-2031	12-Nov-21	12-Nov-31	13.65	15.17	0.00
GPC-SPV COMPANY PLC	13.00 GPC SPV PLC (GTD) 23-NOV-2031	23-Nov-21	23-Nov-31	13.00	14.91	0.00
PAT DIGITAL INFRA FUND SPV PLC	13.25 PAT SPV PLC (GTD) 2-FEB-2032	02-Feb-22	02-Feb-32	13.25	15.28	0.00
DANGOTE CEMENT PLC	13.00 DANGCEM IIC 30-APR-2032	27-Apr-22	30-Apr-32	13.00	16.12	0.00
DANGOTE CEMENT PLC	13.00 DANGCEM IIC 30-APR-2032	19-Jul-22	19-Jul-32	13.50	16.34	0.00
MTN NIGERIA COMMUNICATIONS PLC	14.50 MTNN IB 30-SEP-2032	30-Sep-22	30-Sep-32	14.50	15.63	0.00
DANGOTE INDUSTRIES FUNDING PLC	13.50 DANGIFP IB 19-JUL-2032	19-Jul-22	19-Jul-32	16.75	16.63	0.00
*NMRC	13.80 NMRC II 15-MAR-2033	21-May-18	15-Mar-33	13.80	15.20	0.00
GEL UTILITY FUNDING SPV PLC	15.15 GEL UTILITY-SPV (GTD) 28-AUG-2034	28-Aug-19	28-Aug-34	15.15	15.98	0.00
LFZC FUNDING SPV PLC	13.25 LFZC II 16-MAR-2042	10-May-22	16-Mar-42	13.25	16.14	0.00
FCMB GROUP PLC	16.00 FCMB I (PERP)	16-Feb-23	-	16.00	15.73	0.00
LFZC FUNDING SPV PLC	15.25 LFZC III 29-MAR-2043	29-Mar-23	29-Mar-43	19.76	16.15	0.00

www.cowryasset.com

IMPORTANT DISCLOSURES

This report is produced by the Research Desk, Cowry Asset Management Limited (COWRY) as a guideline for Clients that intend to invest in securities on the basis of their own investment decision without relying completely on the information contained herein. The opinion contained herein is for information purposes only and does not constitute any offer or solicitation to enter into any trading transaction. While care has been taken in preparing this document, no responsibility or liability whatsoever is accepted by any member of COWRY for errors, omission of facts, and any direct or consequential loss arising from the use of this report or its contents.